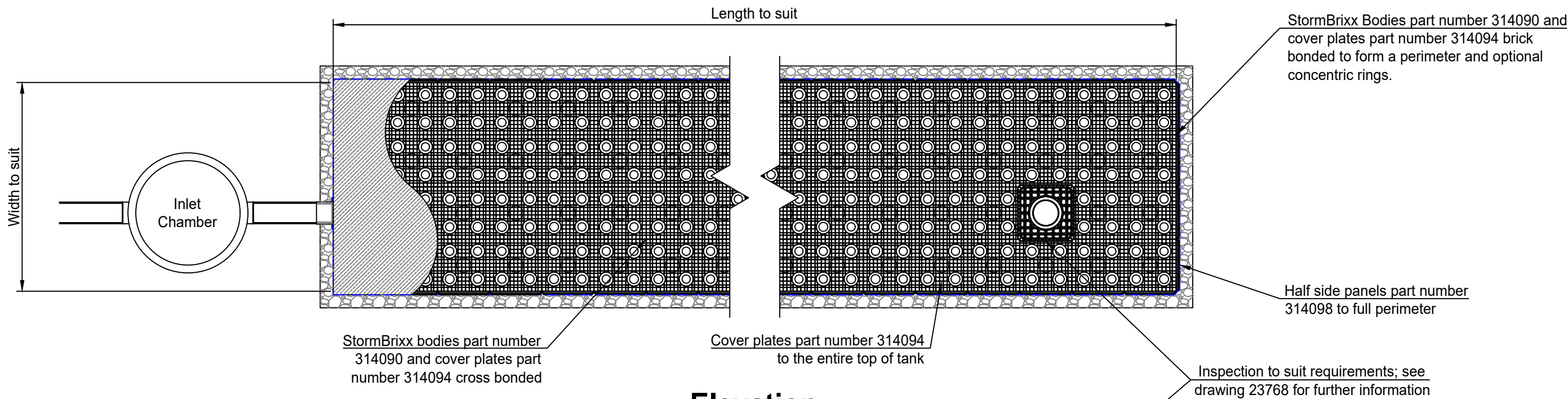
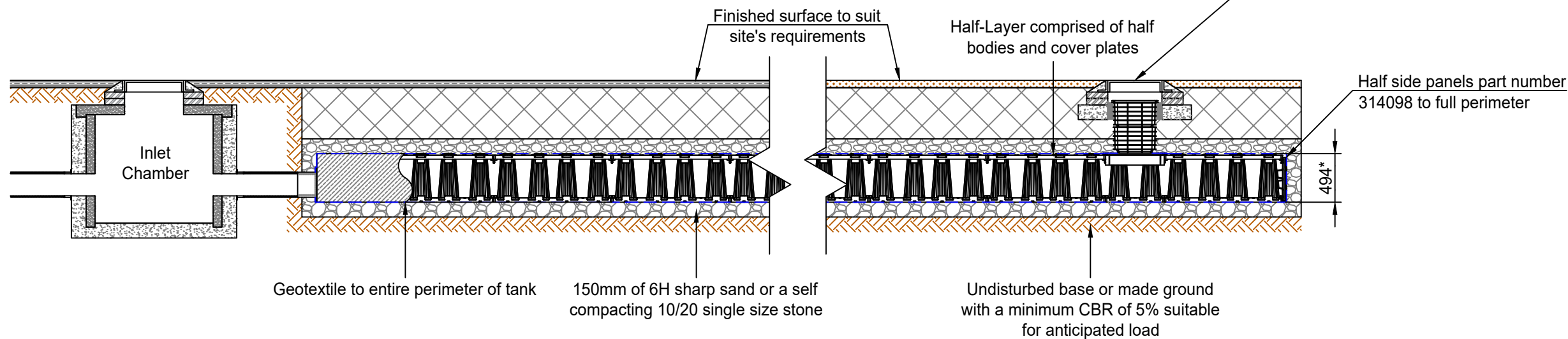




Plan



Elevation



* 494mm overall construction depth corresponding to 478mm for purposes of establishing overall volumes

Minimum cover depths ⁽¹⁾ over the top of ACO StormBrixx SD		(1) Assumed 27° load distribution angle through fill material and overlaying surface asphalt or block paving	A	05/02/19	Initial Issue	P.J
Location	Minimum cover depth (m) ⁽²⁾		Version	Date	Description	Name
Non-Trafficked areas i.e landscaping	Please consult ACO		 ACO Technologies plc	ACO Business Park Hitchin Road Shefford Bedfordshire SG17 5TE, UK Tel: 01462 816666 www.aco.co.uk	Drawing Number: 23772	Revision: A
Car parks, vehicles up to 2500kg gross mass	Please consult ACO	(2) Please check minimum frost check cover depths for geographical location			Title: ACO StormBrixx SD Soakaway 0.5 Layer Tank Installation Detail Drawing	
Car parks, occasional vehicles greater than 2500kg ⁽⁴⁾ mass	Please consult ACO	(3) Minimum cover depth to avoid accidental damage from gardening/landscaping work				
Occasional HGV traffic up to 44000kg GVW (HA loading)	Please consult ACO	(4) Occasional trafficking by refuse collection or similar vehicles (typically one per week)	Created by: P.J	Released by: O.B	Projection: ISO-A 	Format: A3
			Created at: 05/02/19	Released at: 05/02/19	Information contained in this drawing is copyright property of ACO Technologies plc. Any reproduction in part or whole without written permission of ACO Technologies plc is prohibited	Scale: 1 : 50
			Replacement for: -	Replaced by: -		Sheet: 1 of 1